

Hertfordshire Association  
of School Governors

# Current Issues and Recent Developments

Justin Donovan  
(Director of Education)



## Part 1:

- Tests and examination results








## Part 2:

- Funding gap
- Expansions programme
- Free Schools
- Academies programme
- Thriving families
- Hertfordshire Learning Trust












# EYFS - 2012 Provisional Data







% achieving 6+ scale points in each Area of Learning

EYFSP (%)	Herts			3-year trend	National		
	'10	'11	'12		'10	'11	'12
Personal Social & Emotional Development	80	↑ 81	↑ 85		77	↑ 80	N/A
Communication Language & Literacy	63	↑ 64	↑ 70		59	↑ 62	N/A
<b>PSED &amp; CLL</b>	61	→ 61	↑ 68		56	↑ 59	N/A
Problem-Solving, Reasoning & Numeracy	77	→ 77	↑ 81		72	↑ 75	N/A
Knowledge & Understanding of the World	86	↓ 85	↑ 88		83	↑ 84	N/A
Physical Development	92	→ 92	↑ 94		91	→ 91	N/A
Creative Development	85	→ 85	↑ 88		82	↑ 83	N/A




# Key Stage 1 - 2012 Provisional Data

KS1 (%)	Herts			3-year trend	National		
	'10	'11	'12		'10	'11	'12
Reading L2C+	89	→ 89	↑ <b>90</b>		85	→ 85	N/A
Writing L2C+	86	→ 86	↑ <b>87</b>		81	→ 81	N/A
Maths L2C+	92	→ 92	↑ <b>93</b>		89	↑ 90	N/A
Reading L2B+	78	↑ 79	↑ <b>81</b>		72	↑ 74	N/A
Writing L2B+	68	→ 68	↑ <b>70</b>		60	↑ 61	N/A
Maths L2B+	78	↑ 79	↑ <b>81</b>		73	↑ 74	N/A
Reading L3+	33	↑ 34	↑ <b>36</b>		26	→ 26	N/A
Writing L3+	20	→ 20	↑ <b>21</b>		12	↑ 13	N/A
Maths L3+	28	→ 28	↑ <b>29</b>		20	→ 20	N/A

# Key Stage 2 - 2012 Provisional Data




KS2 (%)	Herts			3-year trend	National		
	'10*	'11	'12		'10*	'11	'12
English L4+	84	↑ 85	↑ 88		80	↑ 81	N/A
Maths L4+	84	↓ 82	↑ 86		80	→ 80	N/A
English & maths L4+	78	↓ 77	↑ 82		73	↑ 74	N/A
<b>Level 5</b>							
English L5	40	↓ 34	↑ 44		33	↓ 29	N/A
Maths L5	41	↓ 40	↑ 45		34	↑ 35	N/A
English & maths L5	29	↓ 25	↑ 33		23	↓ 21	N/A

# Key Stage 3 - 2012 Provisional Data

KS3 (%)	Herts			3-year trend
	'10	'11	'12	
English & maths 5+	71	↑ 80	↑ <b>83</b>	
English & maths 6+	43	↑ 48	↑ <b>55</b>	
English & maths 7+	13	↓ 12	↑ <b>17</b>	

This data is not reported nationally

# Key Stage 4 - 2012 School Reported Data

KS4 (%)	Herts			3-year trend	National		
	'10	'11	'12		'10	'11	'12
5 + A* - C including En & Ma	64.1	↑ 66.9	<b>66.1</b>		55.2	↑ 58.2	N/A
5+ A*-C (any subject)	79.9	↑ 83.5	↑ 85.1		76.2	↑ 80.5	N/A
5 + A* - G (any subject)	95.8	↑ 96.4	↑ 96.9		94.7	↑ 95.2	N/A

# Key Stage 4 - 2012 School Reported Data

<b>Key Stage 4 Results - Long Term Trends</b>									
	<b>2004</b>	<b>2005</b>	<b>2006</b>	<b>2007</b>	<b>2008</b>	<b>2009</b>	<b>2010</b>	<b>2011</b>	<b>2012</b>
<b>% 5 A* to C GCSE</b>	<b>59.0%</b>	<b>61.8%</b>	<b>65.6%</b>	<b>68.0%</b>	<b>71.0%</b>	<b>73.0%</b>	<b>79.6%</b>	<b>83.0%</b>	<b>85.1%</b>
<b>% 5 A* to C inc. En and maths</b>			<b>53.7%</b>	<b>55.9%</b>	<b>58.1%</b>	<b>59.2%</b>	<b>64.3%</b>	<b>67.0%</b>	<b>66.1%</b>



# Closing the Gap?


Yes - but

- painfully slow
- varies between groups
- not yet secure progress



# Closing the Gap?

E.g. Children Looked After



# Closing the Gap?

## E.g. Children Looked After

KS1 - Class size of 24 children

Level 2+ Reading            67%    (90%)

Level 2+ Writing            54%    (87%)

Level 2+ Maths              71%    (93%)



# Closing the Gap?

## E.g. Children Looked After

**KS2** - Class size of 27 children

Level 4+ English                      52%    (88%)

Level 4+ Maths                        48%    (86%)

Level 4+ Eng & Ma                    41%    (82%)



# Closing the Gap?

E.g. Children Looked After

KS4

5+A\*-C inc Eng & Ma    12.7%    (66%)

5+A\*-C any subject    32.3%    (85%)



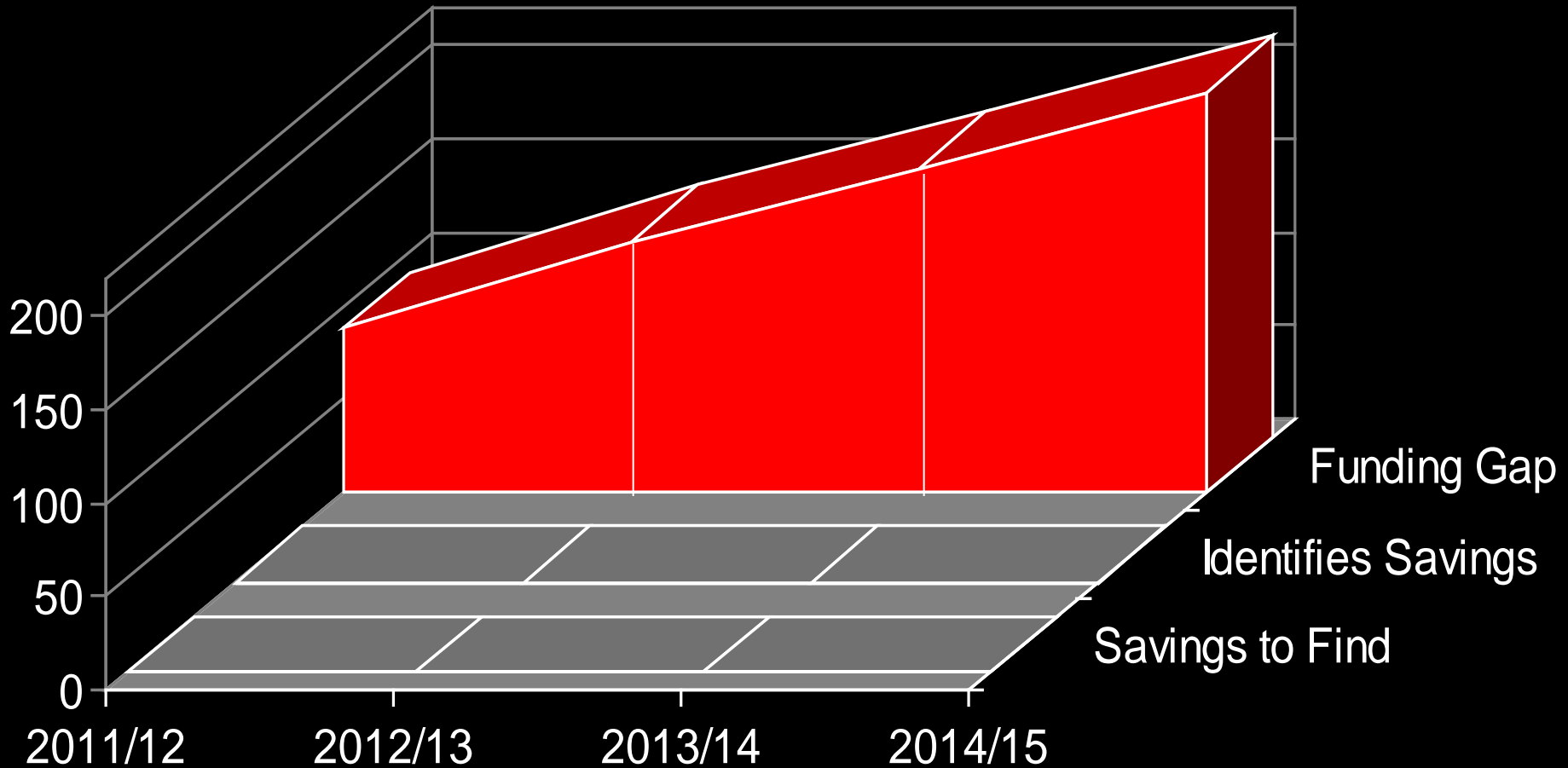


## Part 2:

Update on some of the issues discussed at the last briefing

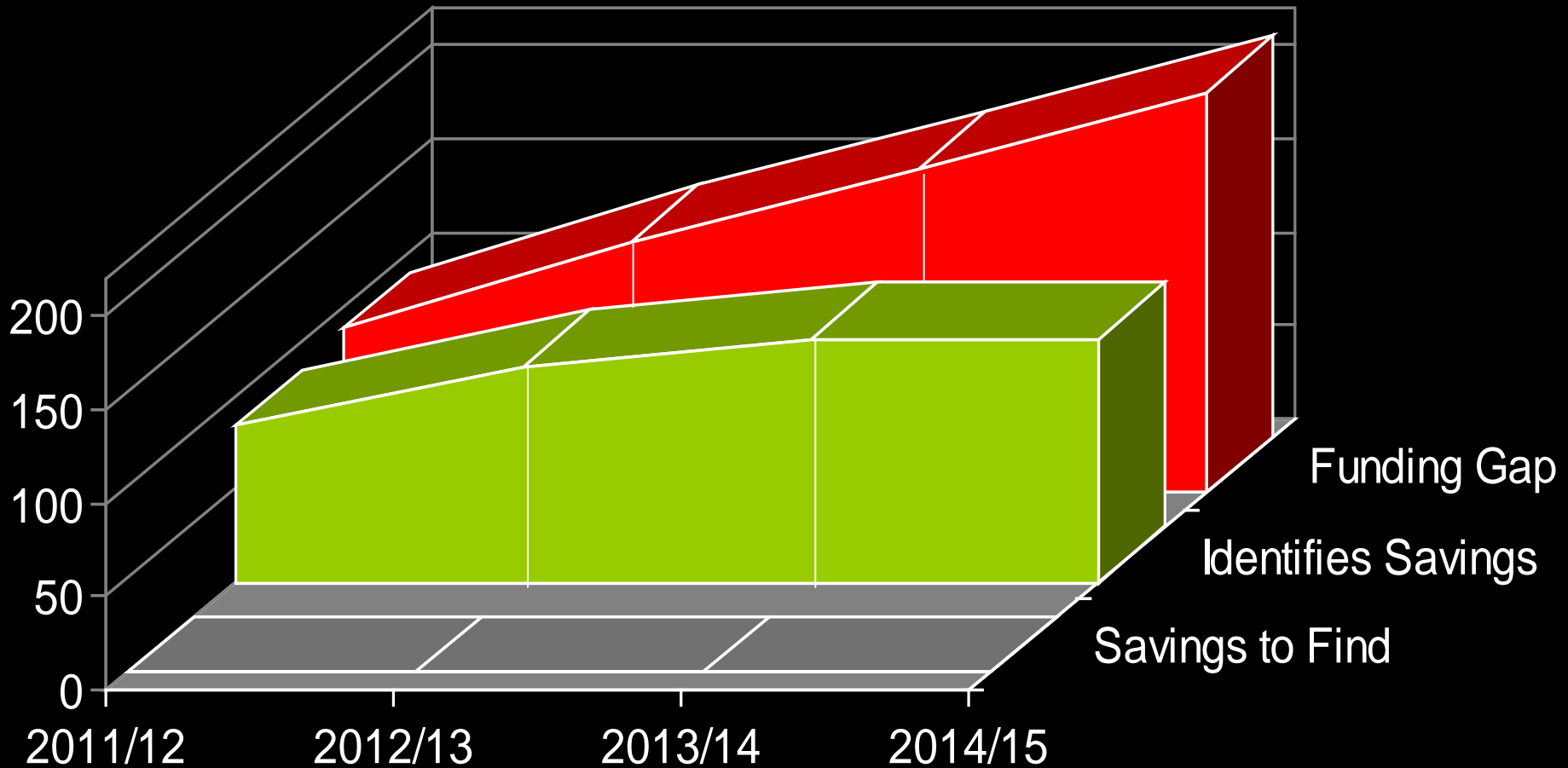


# The Gap in Public Sector Funding

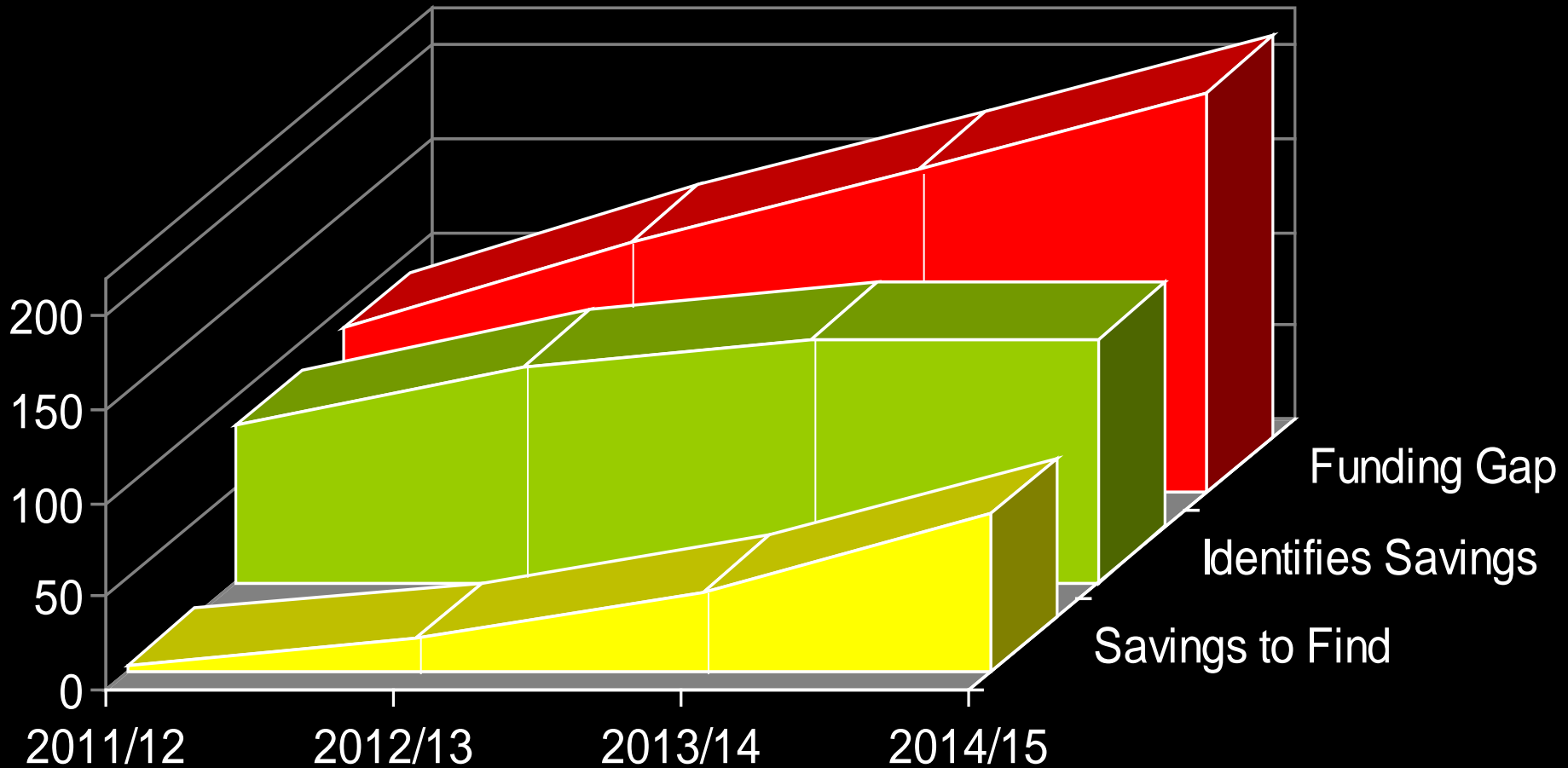




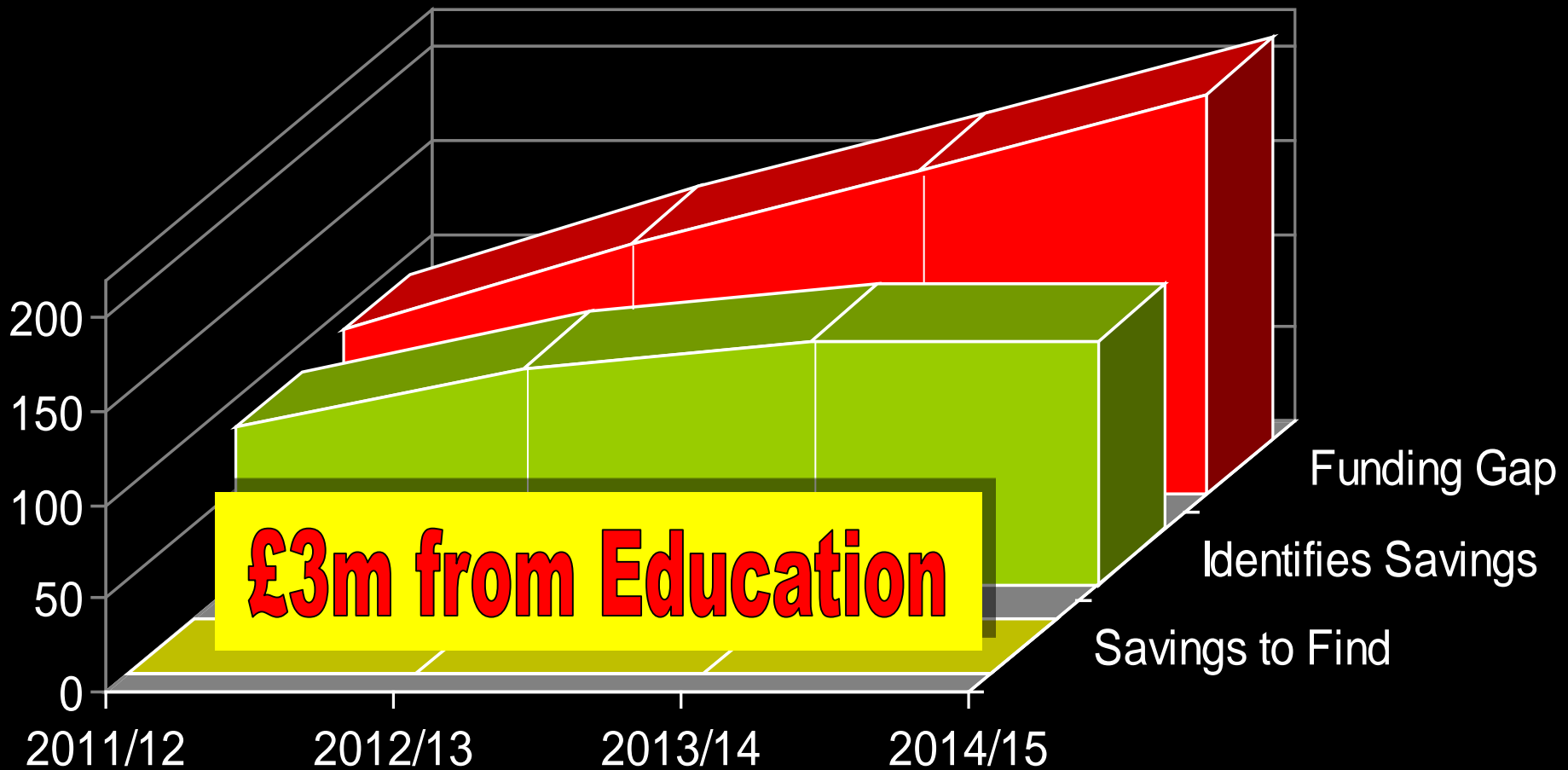
# The Gap in Public Sector Funding



# The Gap in Public Sector Funding

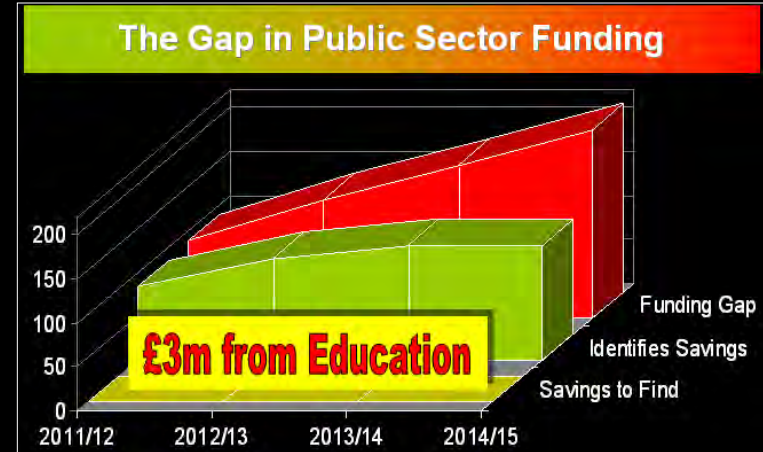


# The Gap in Public Sector Funding



**£3m from Education**

# The Gap in Public Sector Funding



The next Comprehensive Spending Review!  
Further cuts almost inevitable

# The Expansion Programme

- Further growth in demand
  - difficult to forecast final demand
- Reduced surplus within the system
  - offering less wriggle room
- 175 children without a school place on allocation day - places added at CI
- 40 schools expanded or expanding
- More needed and more planned
- Expansion of existing schools preferred



# Free Schools

- Two HCC sponsored Free Schools open



Alban City School

Free Schools  
in 2012

How to apply

Mainstream schools

Department for  
Education

Education  
Department

# Free Schools

- Two HCC sponsored Free Schools open



Hatfield Community Free School

Free Schools  
in 2012

How to apply

Mainstream schools

Department for  
Education

Education  
Department for

# Free Schools

- Two HCC sponsored Free Schools open
- Three more planned for September 2013
- Changemakers - Harpenden
- Elstree UTC - Hertsmere
- Studio Schools - Stevenage & Letchworth

## Other Free school proposals

- An existing Hare Krishna School
- Reach Learning - SW Hertfordshire

Free Schools  
in 2012

How to apply

Mainstream schools

Department for  
Education

Education  
Department for



# Academies Programme - National Picture

## Academies Open

- 2,373 Academies
  - 1,861 converters
  - 512 sponsored
- 805 primary Academies
  - 676 converters
  - 129 sponsored

## Becoming an Academy



Heads of converted schools  
talk about how they made  
the change

Department for  
**Education**

**Education**  
Department for

# Academies Programme - National Picture

## Sponsors

NfP Organisations	30%
Academies	29%
FE Colleges	12%
Dioceses	11%
Other	18%

## Becoming an Academy



Heads of converted schools  
talk about how they made  
the change

Department for  
**Education**

**Education**  
Department for

# Academies Programme - National Picture

## Local Authorities

20% or more  
primary  
Academies

8 LAs

10% or more  
primary  
Academies

22 LAs

## Becoming an Academy



Heads of converted schools  
talk about how they made  
the change

Department for  
**Education**

**Education**  
Department for

# Academies Programme - Hertfordshire

Phase	Converted	Converting	Totals	%
Secondary	46	3	49	64%
Primary	16	5	21	5%
Special	2	2	4	16%
Middle	2	1	3	50%
All Through	1	0	1	100%
ESC	0	1	1	12.5%
<b>Totals</b>	<b>67</b>	<b>12</b>	<b>79</b>	<b>15%</b>

# Thriving Families

- A national initiative focused on the country's most 'Troubled' families:
  - children not attending school
  - parents long term unemployed
  - criminal activity
- DfE identified 1,350 troubled families across Hertfordshire
- Families meeting all three criteria automatically eligible
- LA to use discretion over families meeting any two criteria
- £4.5m over 3 years - payments by results

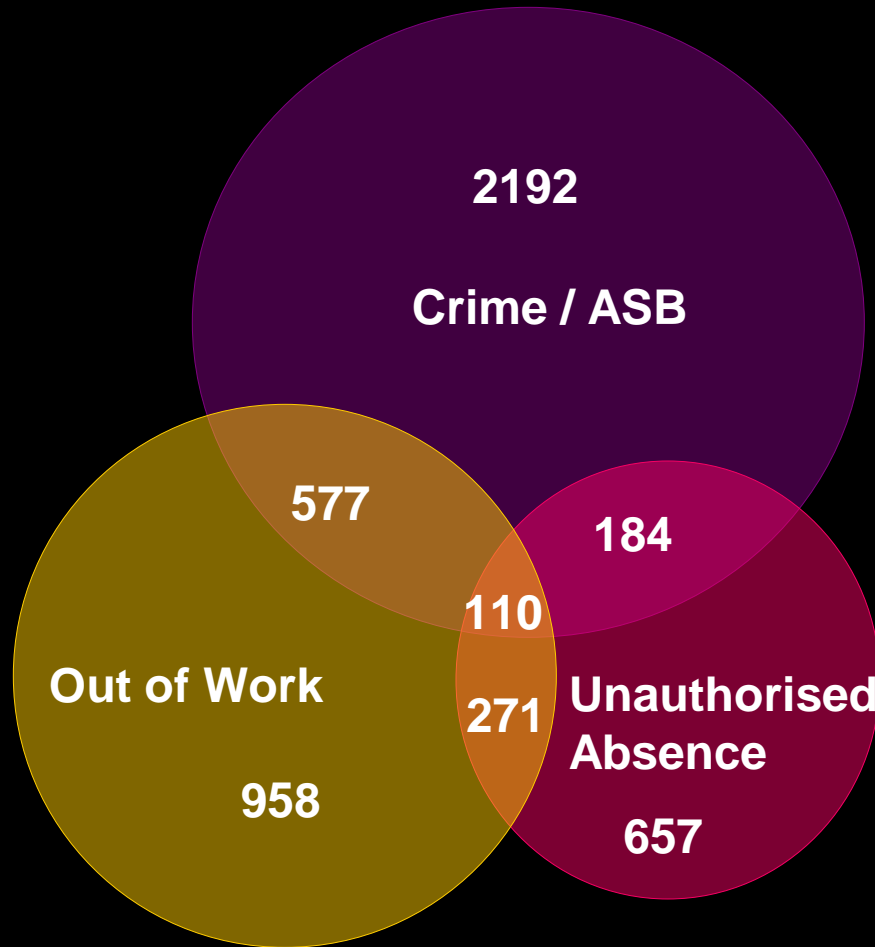


# Thriving Families

- 1142 families identified
  - engage with 450 in Year 1
- Named district leads and Programme Board established
- Early adopters - Three Rivers and St. Albans (September)
- Using existing staff and structures to seek consent
- Commitment to activity in all districts by end Jan 2013
- Website and regular updates on Herts Direct 'Thriving Families'



# Thriving Families

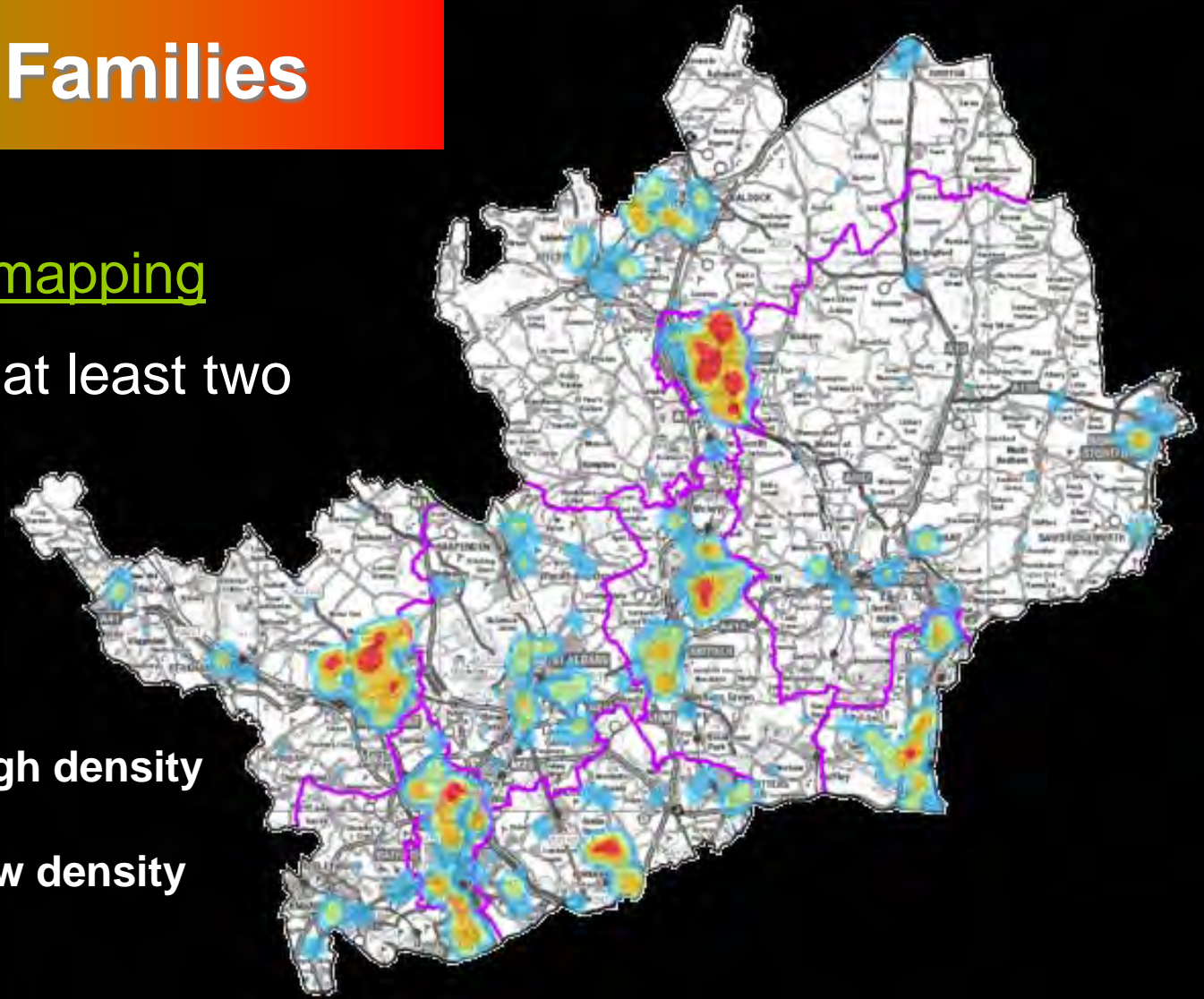


Current eligible cohort of 1142

# Thriving Families

## Relative density mapping

- Addresses with at least two core matches



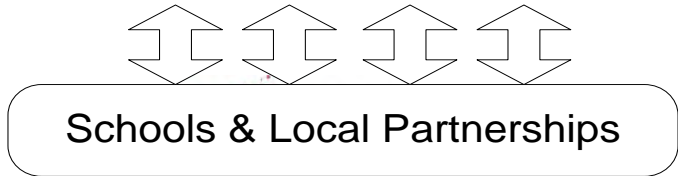
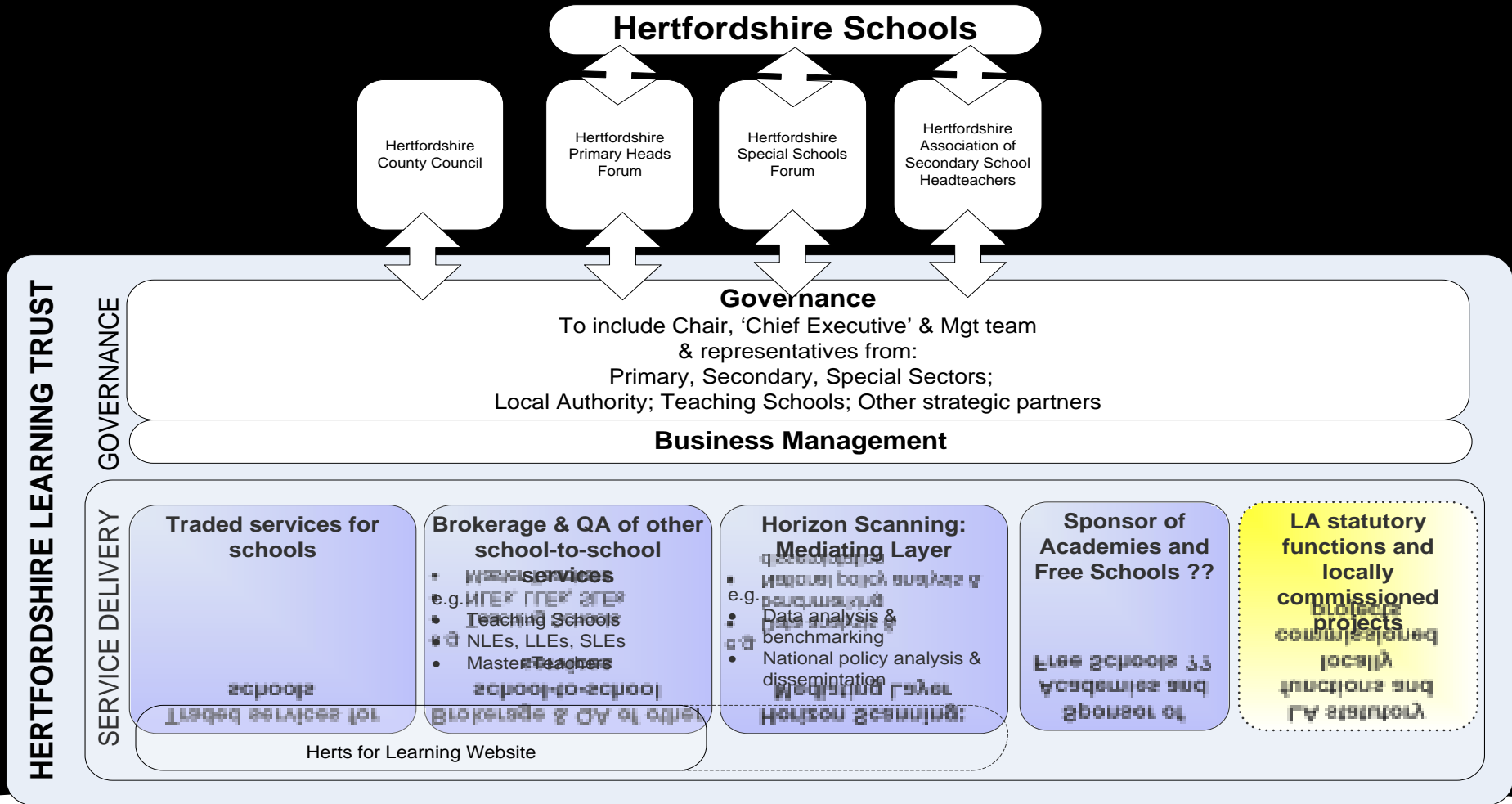
= Relatively high density



= Relatively low density



# The Hertfordshire Learning Trust



**Mission:**  
Educational excellence together

**Vision:**  
Working together to improve learning, teaching and leadership

**Values**

**Innovation**

**Accountability**

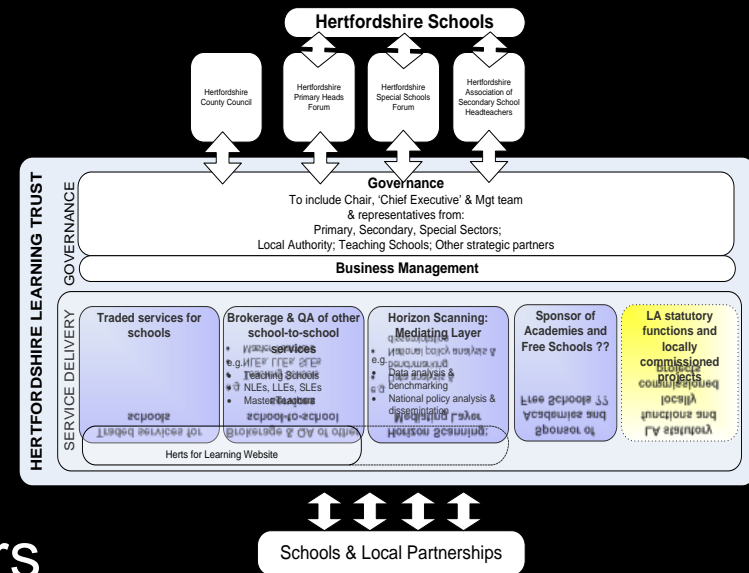
**Social  
responsibility**

**Integrity**

**Improved outcomes for all children**

# The Hertfordshire Learning Trust

- A schools' owned company  
- 80% schools and 20% HCC
- Influenced by the shareholders that own it
- Strategic direction from a Board of Directors, drawn from shareholders
- Commissioned by HCC to deliver statutory functions on its behalf



# The Hertfordshire Learning Trust

## Autumn Term

- Outline Business Case to address:
  - income, pensions, overheads and cash flow
  - legal form of the HLT
  - constitution of the Board
  - statutory functions
- Outline Business Case to Cabinet for agreement to proceed
- Completion of final business case



# The Hertfordshire Learning Trust

## Spring and Summer Terms

- Schools invited to become shareholders in HLT
- Shareholders invited to nominate candidates for Directors of the HLT Board
- Shareholders vote for HLT Board non-executive Directors
- Name of the company?



Hertfordshire Association  
of School Governors

# Current Issues and Recent Developments

Justin Donovan  
(Director of Education)

